

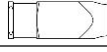

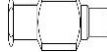


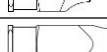

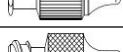
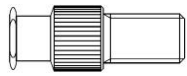
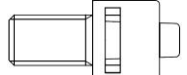




SUJET	EMBASE ET RACCORD	FICHE N°	EMBRAC.FI
-------	-------------------	----------	-----------

Embase avec connexion Luer Lock pour assemblage de tubes

Embase	N° embase	Matière	Embase pour tube de diamètre
	52.001	Ni-Cr	Ø 0.20 – 1.20 mm
	52.002	Ni-Cr	Ø 1.30 – 2.60 mm
	52.003	Ni-Cr	Ø 1.30 – 4.00 mm
	52.007	Ni-Cr	Ø 1.30 – 2.00 mm
	52.008	Ni-Cr	Ø 1.30 – 3.00 mm
	52.025	Ni-Cr	Ø 4.00 – 8.00 mm
	52.030	Acier inoxydable	Ø 0.20 – 2.00 mm
	52.031	Acier inoxydable	Ø 0.20 – 4.00 mm
	52.041	Ni-Cr	Ø 0.20 – 2.60 mm
	52.042	Acier inoxydable	Ø 0.20 – 3.00 mm

Raccord et robinets avec connexions Luer Lock et filetage

Raccord / Robinet	N° raccord	Matière	Filetage	Diamètre intérieur
	201.027-A	Ni-Cr	M6 × 10 mm	Ø 3.9 mm
	201.027-B	Ni-Cr	M5 × 10 mm	Ø 2.8 mm
	201.027-C	Ni-Cr	M4 × 10 mm	Ø 2.0 mm
	201.027-F	Acier inoxydable	M6 × 10 mm	Ø 3.9 mm
	201.041-A	Ni-Cr	M6 × 10 mm	Ø 2.8 mm
	201.041-B	Ni-Cr	M5 × 10 mm	Ø 2.8 mm
	201.041-C	Ni-Cr	M4 × 10 mm	Ø 2.0 mm
	201.041-F	Acier inoxydable	M6 × 10 mm	Ø 2.8 mm
	201.046-A	Ni-Cr	M6 × 7.5 mm	Ø 2.5 mm
	201.046-B	Ni-Cr	M5 × 7.5 mm	Ø 2.5 mm
	201.046-C	Ni-Cr	M6 × 10 mm	Ø 2.5 mm
	201.080-A	Ni-Cr	M6 × 7.5 mm	Ø 2.5 mm
	201.080-B	Ni-Cr	M5 × 7.5 mm	Ø 2.5 mm

D'autres dimensions d'embases et de raccords sont disponibles sur demande.

Toutes ces informations sont fournies à titre indicatif. Elles n'ont pas de valeur légale ou contractuelle engageant Unimed SA.

11.05.2016	Page 1/1	
FST		